


SPLIT STEEL

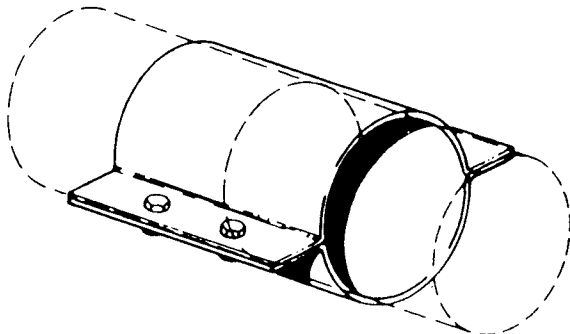
VIKIMATIC 14 GAUGE SPLIT STEEL

Split Steel Duct is available in 14 gauge galvanized steel, 10' length. This is a two piece, flanged trough, with belled ends. Each 10' length includes 10 sets of bolts, nuts and lock washers.



Description	Nominal		Length	Lbs./100'
	I.D.	O.D.		
2-1/2" 14 Ga. Galv. Steel	2.500	2.625	10'	275
4" 14 Ga. Galv. Steel	4.000	4.125	10'	430

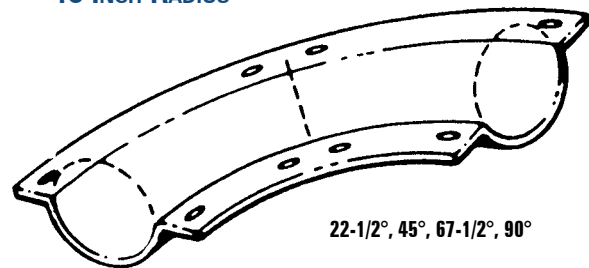
SPLIT STEEL



14 GAUGE SLEEVE COUPLING

Size	Description	Weight (2 pcs.)
2-1/2"	0.75 Galv. Steel	2.39
4"	0.75 Galv. Steel	3.76

18 INCH RADIUS



22-1/2°, 45°, 67-1/2°, 90°

14 GAUGE ELBOW

Size	Description	Weight (2 pcs.)
2-1/2"	90° x 2'	8#
4"	90° x 2'	12#