

SIGNATURE PEDESTAL HOUSING (SPH™) SERIES

Houses active and passive equipment such as a line extender, or mini-bridger, and tap and splitter combos.

SPH 1432




SPECIFICATIONS

Dimensions: 14.5" x 33.5" x 15.5" (368mm x 851mm x 394mm)
 (cover interior dimensions)
 13.0" x 32.0" x 15.0" (330mm x 813mm x 381mm)
 (base interior dimensions)
 Shipping: 1 per carton, 4 per pallet
 Weight: 38 lbs (17 kg) carton


FEATURES

- 600 Series HDC cover designed for maximum heat dissipation
- Self-Lock self-latching cover with various lock head options
- Complete 360° access working area
- Universal bracketry provides a wide range of equipment mounting options
- Strip for customized labeling and identification
- Winterized drop holes


BRACKETRY




B1 – MB-8298




B2 – MB-8298 & MB-8375




B3 – MB-8298 (2 ea)



B4 – MB-8298 (2 ea)
& MB-8375 (2 ea)



B5 – MB-8506 & MB-8375



B9 – MB-8503

LOCKING OPTIONS



L00 – Standard Self-Locking System & Hasp



LH1 – Hex Head Self-Locking System



LS1 – Channell Star Self-Locking System



L01 – Standard Self-Locking System



L08 – Standard Self-Locking System & Channell Padlock



L09 – Standard Self-Locking System & Highfield Lock

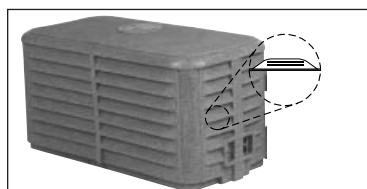


L90 – Standard Self-Locking System & Highfield Lock with Steel Tether



LH9 – Hex Head Self-Locking System & Highfield Lock

ACCESSORIES



A08 – 600 Series Cover with Anti-insect Vents



A01 – Trap/Filter Holder

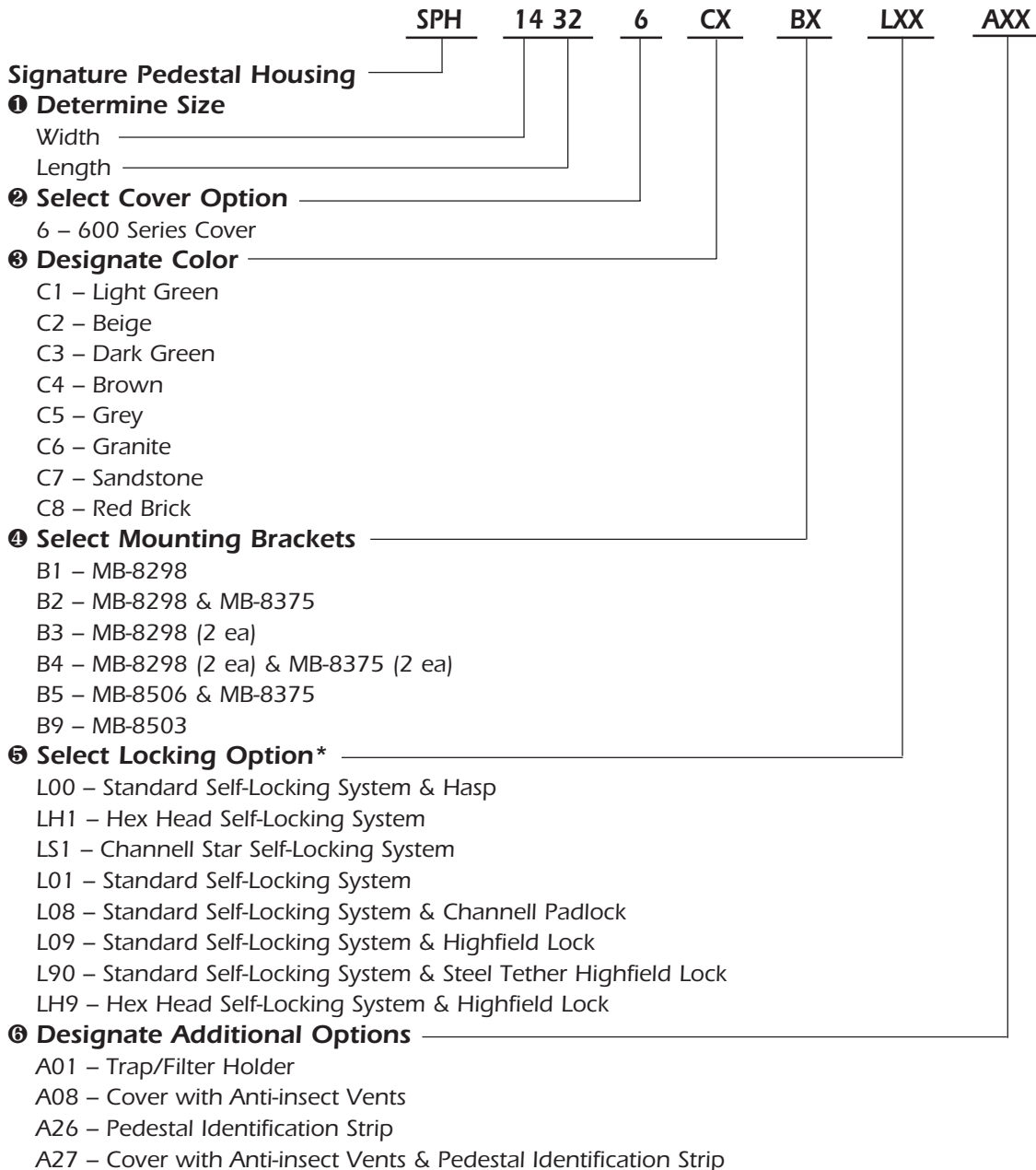
SIGNATURE PEDESTAL HOUSING (SPH™) SERIES

ORDERING INFORMATION

6

EASY STEPS:

- ① Determine Size
- ② Select Cover Option
- ③ Designate Color
- ④ Select Mounting Brackets
- ⑤ Select Locking Option
- ⑥ Designate Additional Options



Example: SPH14326C1B1LH1A08

SPH1432: 600 Series Cover, Light Green, MB8298 Bracket, Hex Head Self-Locking System, Anti-insect Vents

*Additional Self-Lock options available (not shown).

BROADBAND ACTIVE
EQUIPMENT ENCLOSURES