

# SIGNATURE PEDESTAL HOUSING (SPH™) SERIES

Houses line extender and tap/splitter combinations.

SPH 1330

## SPECIFICATIONS


Dimensions: 13" x 30" x 13.5" (330.2mm x 762mm x 342.9mm)  
 (cover interior dimensions)  
 13" x 30" x 10" (330.2mm x 762mm x 254mm)  
 (base dimensions)  
 Shipping: 1 per carton, 8 per pallet  
 Weight: 40 lbs (18.14 kg) carton



## FEATURES

- 600 Series HDC cover in wide array of colors
- Cover guides in base
- Self-Lock self-latching system
- Complete 360° access working area
- Winterized drop holes
- TLC coated bracketry with multiple equipment mounting options
- Strips available for customized label identification on cover

## BRACKETRY



B1 – MB-8298

## LOCKING OPTIONS



L00 – Standard Self-Locking System & Hasp



LH1 – Hex Head Self-Locking System



LS1 – Channell Star Self-Locking System



L01 – Standard Self-Locking System



L08 – Standard Self-Locking System & Channell Padlock



L09 – Standard Self-Locking System & Highfield Lock



L90 – Standard Self-Locking System & Highfield Lock with Steel Tether

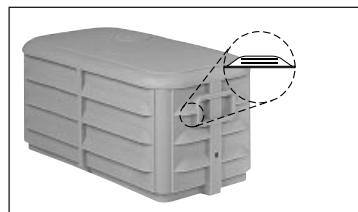


LH9 – Hex Head Self-Locking System & Highfield Lock


## ACCESSORIES



A01 – Trap/Filter Holder



A08 – Cover with Anti-insect Vents



A04 – Drop Wire Organizer

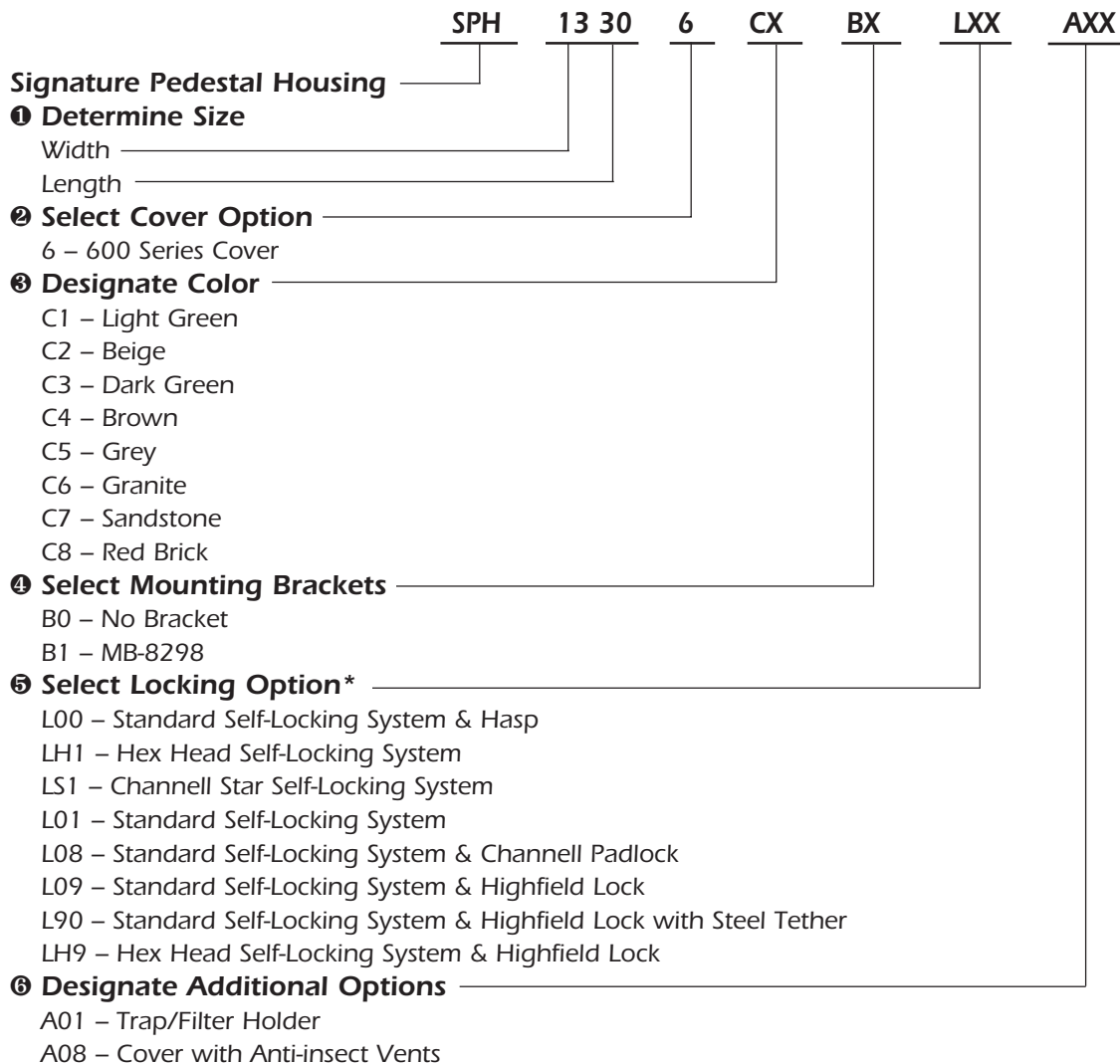
# SIGNATURE PEDESTAL HOUSING (SPH™) SERIES

## ORDERING INFORMATION

# 6

### EASY STEPS:

- ① Determine Size
- ② Select Cover Option
- ③ Designate Color
- ④ Select Mounting Brackets
- ⑤ Select Locking Option
- ⑥ Designate Additional Options



**Example: SPH13306C1B1L00A08**

SPH13306: 600 Series Cover, Light Green, MB8298 Bracket, Standard Self-Locking System, and Hasp, Anti-insect Vents

\*Additional Self-Lock options available (not shown).

BROADBAND ACTIVE  
EQUIPMENT ENCLOSURES