


SIGNATURE PEDESTAL HOUSING (SPH™) SERIES

Houses active and passive equipment such as a line extender and tap.

SPH 1010



SPECIFICATIONS

Dimensions: 10" x 10" x 26" (254mm x 254mm x 660mm)
 (cover interior dimensions)
 11" x 9.5" x 15" (279mm x 241mm x 381mm)
 (base interior dimensions)
 Shipping: 1 per carton, 12 per pallet
 Weight: 22 lbs (10 kg) carton

FEATURES

- 600 Series HDC cover designed for maximum heat dissipation
- Self-Lock self-latching cover with various lock head options
- Complete 360° access working area
- Universal bracketry provides a wide range of equipment mounting options
- Base accommodates multiple ducts and conduits
- Location strips for customized labeling and identification

BRACKETRY



B1 – MB-8315




B2 – MB-8382



B3 – MB-8315 (2 ea.)



B4 – MB-8382 (2 ea.)



B93 – MB-0607
 (B90 & B91 Not Shown)

LOCKING OPTIONS



L00 – Standard Self-Locking System & Hasp



LH1 – Hex Head Self-Locking System



LS1 – Channell Star Self-Locking System



L01 – Standard Self-Locking System



L08 – Standard Self-Locking System & Channell Padlock



L09 – Standard Self-Locking System & Highfield Lock

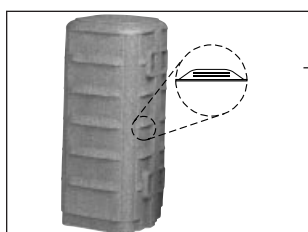


L90 – Standard Self-Locking System & Highfield Lock with Steel Tether



LH9 – Hex Head Self-Locking System & Highfield Lock

ACCESSORIES



A08-600 Series Cover with Anti-insect Vents

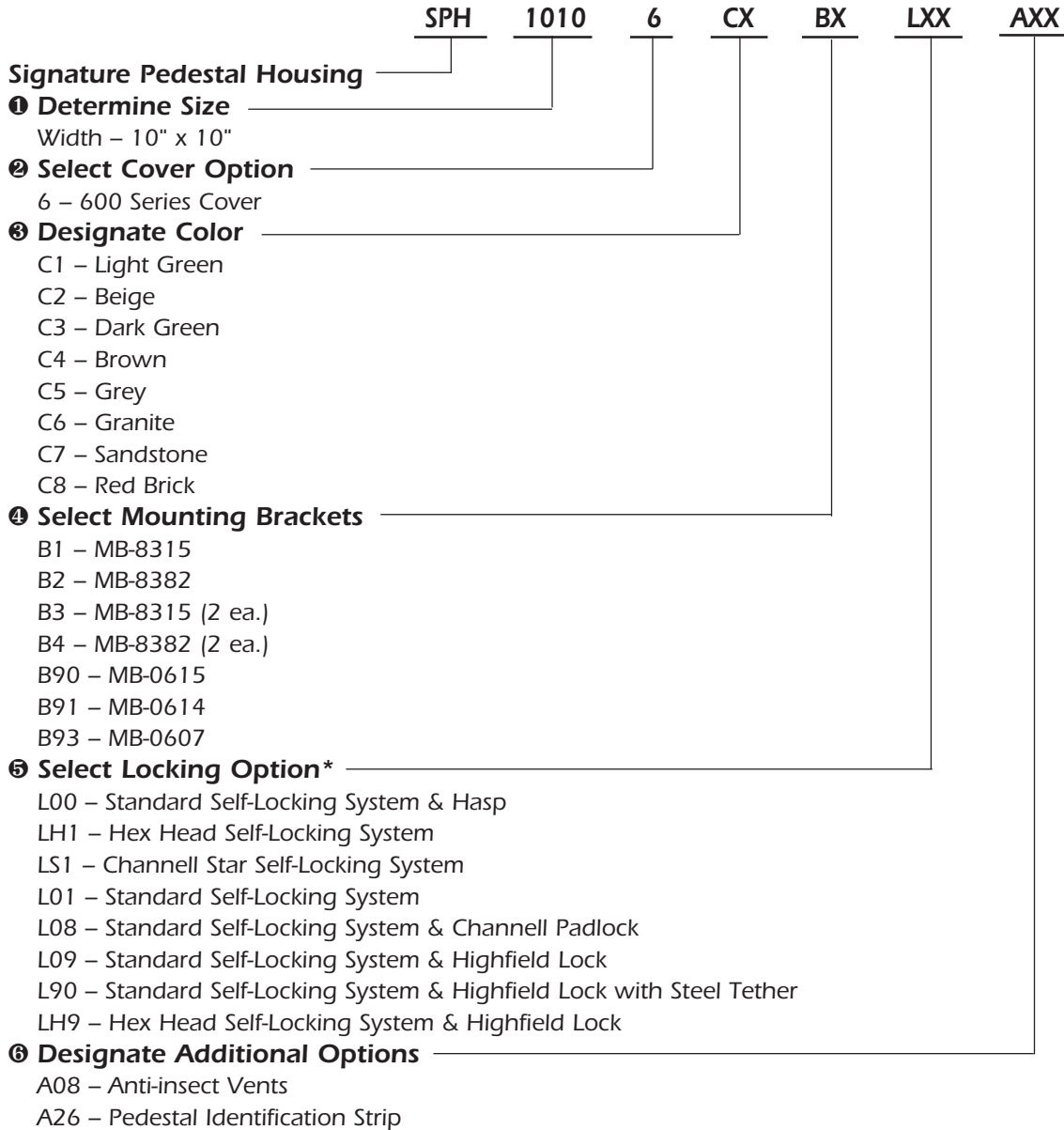
SIGNATURE PEDESTAL HOUSING (SPH™) SERIES

ORDERING INFORMATION

6

EASY STEPS:

- ① Determine Size
- ② Select Cover Option
- ③ Designate Color
- ④ Select Mounting Brackets
- ⑤ Select Locking Option
- ⑥ Designate Additional Options



Example: SPH10106C1B1LH1A08

SPH1010: 600 Series Cover, Light Green, MB8315 Bracket,
Hex Head Self-Locking System, Anti-insect Vents

*Additional Self-Lock options available (not shown).

BROADBAND ACTIVE
EQUIPMENT ENCLOSURES