



# Digital Ready Splitters

DGS Series




DGS-2 1951



DGS-3 1952



DGS-4 1953



DGS-8 1954

## ○ Features & Benefits

- 2,3,4 and 8 Way Models with 5-1000MHz bandwidth
- -60 dBmV spurious signals and 2nd order harmonics with a +55 dBmV return input carrier
- Category A3 standard 6KV, 100 KHz ring wave surge withstand capability on all ports
- -120 dB RFI, solder back design
- Machine threaded flat F Ports
- Round Pin center conductor contact
- Compliant with SCTE splitter guidelines
- Zinc alloy die-cast housing

## ○ Specifications

	DGS-2 1951		DGS-3 1952		DGS-3B 1959		DGS-4 1953		DGS-8 1954	
	Typical	W/C	Typical	W/C	Typical	W/C	Typical	W/C	Typical	W/C
<b>Insertion Loss</b>										
5-15 MHz	3.5	3.9	3.5/7.5	3.9/7.7	6.1	6.1	7.7	7.9	10.7	11.4
15-42 MHz	3.5	3.7	3.5/7.4	3.7/7.6	6.1	6.1	7.3	7.9	11	11.1
43-65 MHz	3.5	3.7	3.5/7.4	3.7/7.6	5.9	6.5	7.2	7.3	11.2	11.5
66-250 MHz	3.5	3.7	3.5/7.4	3.7/7.6	5.9	6.5	7.2	7.3	11.2	11.5
251-550 MHz	3.5	3.7	3.5/7.4	3.7/7.6	5.9	6.5	7.2	7.3	11.2	11.5
551-750 MHz	3.7	4	3.5/7.5	4.0/7.9	6.5	6.9	7.5	7.9	11.5	12.5
751-1000 MHz	3.7	4	3.5/7.5	4.0/7.9	6.5	6.9	7.5	7.9	11.5	12.5
<b>Isolation</b>										
5-15 MHz	30	25	30	22	30	22	30	22	22	20
15-42 MHz	40	35	40	32	40	32	40	32	37	32
43-65 MHz	30	25	30	25	30	25	30	25	25	25
66-250 MHz	30	25	30	25	30	25	30	25	25	25
251-550 MHz	30	25	30	25	30	25	30	25	25	25
551-750 MHz	28	25	28	25	28	25	28	25	25	23
751-1000 MHz	28	25	28	25	28	25	28	25	25	23
<b>Return Loss Input</b>										
5-15 MHz	25	23	25	20	25	20	25	20	25	20
15-42 MHz	28	26	28	24	28	24	28	24	30	20
43-65 MHz	28	23	28	23	28	23	28	23	25	20
66-250 MHz	28	23	28	23	28	23	28	23	25	20
251-550 MHz	28	23	28	23	28	23	28	23	25	20
551-750 MHz	25	20	28	20	28	20	25	20	25	20
a751-1000 MHz	25	20	28	20	28	20	25	20	25	20
<b>Return Loss Output</b>										
5-15 MHz	30	23	25	22	25	20	25	20	25	24
15-42 MHz	35	30	35	25	35	28	30	28	30	30
43-65 MHz	25	23	30	23	30	23	28	23	25	23
66-250 MHz	25	23	30	23	30	23	28	23	25	23
251-550 MHz	25	23	30	23	30	23	28	23	25	23
551-750 MHz	25	20	25	20	28	20	28	20	25	20
751-1000 MHz	25	20	25	20	28	20	28	20	25	20

## ○ Ordering Information

Model	Stock No.	Description
DGS-2	1951	Splitter, 2 Way Low Intermod. Solder Back, 5-1000 MHz
DGS-3	1952	Splitter, 3 Way Low Intermod. Solder Back, 5-1000 MHz
DGS-3B	1959	Splitter, 3 Way(Bal) Low Intermod. Solder Back, 5-1000 MHz
DGS-4	1953	Splitter, 4 Way Low Intermod. Solder Back, 5-1000 MHz
DGS-8	1954	Splitter, 3 Way Low Intermod. Solder Back, 5-1000 MHz


Distribution

# Digital Ready Taps

DGT Series



DGT 1955



DGT-2 1956



DGT-4 1957



DGT-8 1958

## ○ Features & Benefits

- 1,2,4 and 8 port models with 5-1000MHz Bandwidth
- -60 dBmV spurious signals and 2nd order harmonics with a +55 dBmV return input carrier
- Category A3 standard 6KV, 100 KHz ring wave surge withstand capability on all ports
- -120 dB RFI, solder back design
- Machine threaded flat F Ports
- Round Pin center conductor contact
- Compliant with SCTE splitter guidelines
- Zinc alloy die-cast housing
- F connectors spaced 1 inch center-to-center for accommodating security sleeves

## ○ Specifications

DGT(1Port)	6 dB	8 dB	10 dB	12 dB	14 dB	16 dB	18 dB	20 dB	24 dB	30 dB
<b>Insertion Loss</b>										
5-15 MHz	1.8+/-0.3	1.6+/-0.3	1.3+/-0.3	1.0+/-0.3	1.0+/-0.3	1.0+/-0.3	1.0+/-0.3	1.0+/-0.3	1.0+/-0.3	1.0+/-0.3
15-42 MHz	1.9+/-0.3	1.5+/-0.3	1.4+/-0.3	1.1+/-0.3	1.0+/-0.3	0.9+/-0.3	0.9+/-0.3	0.9+/-0.3	0.9+/-0.3	0.9+/-0.3
43-550 MHz	2.3+/-0.3	1.85+/-0.3	1.6+/-0.3	1.2+/-0.3	1.2+/-0.3	1.1+/-0.3	1.1+/-0.3	1.1+/-0.3	1.1+/-0.3	1.1+/-0.3
551-1000 MHz	2.7+/-0.3	2.5+/-0.5	1.8+/-0.5	1.2+/-0.3	1.4+/-0.3	1.3+/-0.3	1.3+/-0.3	1.3+/-0.3	1.3+/-0.3	1.3+/-0.3
<b>Return Loss In/Out ( dB min)</b>										
5-15 MHz	16	18	18	18	18	18	18	18	18	18
15-42 MHz	18	18	20	20	20	20	20	20	20	20
43-550 MHz	18	20	20	20	18	18	18	18	18	18
551-1000 MHz	18	18	18	18	18	18	18	18	18	18
<b>Return Loss Tap ( dB min)</b>										
5-15 MHz	18	18	18	18	18	18	18	18	18	18
15-42 MHz	20	20	20	20	20	20	20	20	20	20
43-550 MHz	20	20	20	20	18	20	20	20	20	20
551-1000 MHz	18	18	18	18	18	18	18	18	18	18
<b>Isolation Tap-Out (dB min)</b>										
5-15 MHz	23	23	24	28	30	31	35	35	39	40
15-42 MHz	23	23	25	25	25	30	31	32	36	36
43-550 MHz	20	20	22	22	22	26	26	28	30	34
551-1000 MHz	20	20	20	20	20	21	23	25	28	32
<b>Tap Loss (dB)</b>										
5-1000 MHz	6.5 +/- 1.5	8 +/- 1.5	10 +/- 1.5	12 +/- 1.5	14 +/- 1.5	16 +/- 1.5	18 +/- 1.5	20 +/- 1.5	24 +/- 1.5	30 +/- 1.5

# Digital Ready Taps

DGT Series

## ○ Specifications

<b>DGT-2 (2 Port)</b>	<b>8 dB</b>	<b>10 dB</b>	<b>12 dB</b>	<b>14 dB</b>	<b>16 dB</b>	<b>18 dB</b>	<b>20 dB</b>	<b>24 dB</b>
<b>Insertion Loss</b>								
5-15 MHz	3.5+/-0.3	2.0+/-0.3	1.9+/-0.3	1.5+/-0.3	0.8+/-0.3	0.7+/-0.3	0.7+/-0.3	0.7+/-0.3
15-42 MHz	3.4+/-0.3	1.9+/-0.3	1.5+/-0.3	1.3+/-0.3	0.7+/-0.3	0.6+/-0.3	0.6+/-0.3	0.6+/-0.3
43-550 MHz	3.6+/-0.3	2.0+/-0.3	1.9+/-0.5	1.4+/-0.3	1.1+/-0.3	0.8+/-0.3	0.8+/-0.3	0.8+/-0.3
551-1000 MHz	4.2+/-0.3	2.5+/-0.3	2.2+/-0.5	1.7+/-0.3	1.3+/-0.3	1.0+/-0.3	1.0+/-0.3	1.0+/-0.3
<b>Return Loss In/Out (dB min)</b>								
5-15 MHz	18	18	18	18	18	18	18	18
15-42 MHz	18	18	18	18	19	20	20	20
43-550 MHz	18	20	20	20	20	20	20	20
551-1000 MHz	18	18	18	18	18	18	18	18
<b>Return Loss Tap (dB min)</b>								
5-15 MHz	18	18	18	18	18	18	18	18
15-42 MHz	18	18	18	18	19	20	20	20
43-550 MHz	18	20	20	20	20	20	20	20
551-1000 MHz	18	18	18	18	18	18	18	18
<b>Isolation Tap-Out (dB min)</b>								
5-15 MHz	28	28	30	30	30	30	32	34
15-42 MHz	28	28	30	30	30	30	32	34
43-550 MHz	26	26	26	26	28	28	28	33
551-1000 MHz	22	22	22	22	23	23	25	29
<b>Isolation Tap-Tap (dB min)</b>								
5-15 MHz	20	20	20	20	20	20	20	20
15-42 MHz	22	22	22	24	22	22	22	22
43-550 MHz	22	22	22	22	22	22	22	22
551-1000 MHz	20	20	20	20	20	20	20	20
<b>Tap Loss (dB)</b>								
5-1000 MHz	8.0 +/- 1.5	10 +/- 1.5	12 +/- 1.5	14 +/- 1.5	16 +/- 1.5	18 +/- 1.5	20 +/- 1.5	24 +/- 1.5

<b>DGT-4 (4 Port)</b>	<b>10 dB</b>	<b>12 dB</b>	<b>14 dB</b>	<b>16 dB</b>	<b>17 dB</b>	<b>18 dB</b>	<b>20 dB</b>	<b>24 dB</b>
<b>Insertion Loss</b>								
5-15 MHz	3.5+/-0.3	3.5+/-0.3	2.0+/-0.3	1.3+/-0.3	1.3+/-0.3	1.0+/-0.3	0.8+/-0.3	0.7+/-0.3
15-42 MHz	3.7+/-0.3	3.7+/-0.3	1.9+/-0.3	1.2+/-0.3	1.2+/-0.3	1.0+/-0.3	0.6+/-0.3	0.6+/-0.3
43-550 MHz	3.9+/-0.3	3.9+/-0.3	2.0+/-0.5	1.5+/-0.3	1.5+/-0.3	1.2+/-0.3	0.8+/-0.3	0.8+/-0.3
551-1000 MHz	4.2+/-0.3	4.2+/-0.3	2.5+/-0.5	1.9+/-0.3	1.9+/-0.3	1.5+/-0.3	1.0+/-0.3	1.0+/-0.3
<b>Return Loss In/Out (dB min)</b>								
5-15 MHz	16	16	16	16	16	18	18	18
15-42 MHz	16	16	16	16	16	18	18	18
43-550 MHz	18	18	16	20	18	18	18	18
551-1000 MHz	18	18	16	18	18	18	18	18
<b>Return Loss Tap (dB min)</b>								
5-15 MHz	18	18	18	18	18	18	18	18
15-42 MHz	18	18	18	18	18	18	18	18
43-550 MHz	18	18	18	18	18	18	18	18
551-1000 MHz	18	18	18	18	18	18	18	18
<b>Isolation Tap-Out (dB min)</b>								
5-15 MHz	24	24	27	30	28	30	30	36
15-42 MHz	24	24	27	28	28	20	20	35
43-550 MHz	22	22	24	26	24	28	28	30
551-1000 MHz	20	20	21	23	21	24	25	29
<b>Isolation Tap-Tap (dB min)</b>								
5-15 MHz	20	20	20	20	20	20	20	20
15-42 MHz	20	20	20	20	20	20	20	20
43-550 MHz	22	22	22	24	24	24	24	24
551-1000 MHz	20	20	20	20	20	20	20	20
<b>Tap Loss (dB)</b>								
5-1000 MHz	10.5 +/- 1.5	12 +/- 1.5	14 +/- 1.5	16 +/- 1.5	17 +/- 1.5	18 +/- 1.5	20 +/- 1.5	24 +/- 1.5

Distribution

# Digital Ready Taps

DGT Series

## ○ Specifications

DGT-8 (8 Port)	11 dB	14 dB	17 dB	20 dB	23 dB	27 dB
<b>Insertion Loss</b>						
5-15 MHz	NA	5.1+/-0.3	3.4+/-0.3	1.0+/-0.3	0.5+/-0.3	0.5+/-0.3
15-42 MHz	NA	5.1+/-0.3	3.4+/-0.3	1.0+/-0.3	0.6+/-0.3	0.6+/-0.3
43-550 MHz	NA	5.5+/-0.3	4.0+/-0.3	1.5+/-0.3	1.0+/-0.3	1.0+/-0.3
551-1000 MHz	NA	6.0+/-0.5	4.2+/-0.5	2.0+/-0.5	1.6+/-0.5	1.2+/-0.5
<b>Return Loss In/Out ( dB min)</b>						
5-15 MHz	18	18	18	18	18	18
15-42 MHz	18	18	18	18	18	18
43-550 MHz	18	18	18	18	18	18
551-1000 MHz	18	18	18	18	18	18
<b>Return Loss Tap ( dB min)</b>						
5-15 MHz	18	18	18	18	18	18
15-42 MHz	18	18	18	18	18	18
43-550 MHz	18	18	18	18	18	18
551-1000 MHz	18	18	18	18	18	18
<b>Isolation Tap-Out (dB min)</b>						
5-15 MHz	NA	25	25	25	25	25
15-42 MHz	NA	25	25	25	25	30
43-550 MHz	NA	25	25	25	25	25
551-1000 MHz	NA	25	26	26	26	26
<b>Isolation Tap-Tap (dB min)</b>						
5-15 MHz	23	23	25	25	25	25
15-42 MHz	23	23	25	25	25	25
43-550 MHz	22	22	22	22	22	22
551-1000 MHz	20	22	22	22	22	22
<b>Tap Loss (dB)</b>						
5-1000 MHz	11.5 +/- 1.5	14 +/- 1.5	17 +/- 1.5	20 +/- 1.5	23 +/- 1.5	27 +/- 1.5

Distribution

## ○ Ordering Information

Model	Stock No.	Description
DGT	1955	Directional Tap, 1 Output, Low Intermod., 5-1000MHz, Values: 6, 8, 10, 12, 14, 16, 18, 20, 24, 30
DGT-2	1956	Directional Tap, 2 Output, Low Intermod., 5-1000MHz, Values: 8, 10, 12, 14, 16, 18, 20, 24
DGT-4	1957	Directional Tap, 4 Output, Low Intermod., 5-1000MHz, Values: 10, 12, 14, 16, 18, 20, 24
DGT-8	1958	Directional Tap, 8 Output, Low Intermod., 5-1000MHz, Values: 11, 14, 17, 20, 23, 27