



CHANNELL

Where The Industry Connects.


ORDERING GUIDE

## Rhino® Reversible Wall Boxes (RRB)

**R**hino Reversible Wall Boxes (RRB) are 10" deep reversible universal self-locking secure MDU wall boxes with feature sets to meet the needs of most pre-wire and post-wire applications. Constructed of rugged mill-galvanized steel, the wall boxes are finished with protective baked-on polyester powder paint. Multiple Self-Lock® security locks are available.

Rhino wall boxes are currently available in five sizes with closed-back or open-back designs.

Closed-back and open-back wall boxes have cable knockouts provided in the back of the chassis frame for pre-wired drop entry. Open-back wall boxes allow system technicians to replace damaged parts or upgrade the MDU site without interrupting customer service.



The stainless steel hinged door of the RRB 10" wall box can be locked with a single Channell Self-Lock locking device, or two additional threaded locks can be used for higher security. The door has additional security plating added to prevent prying the door open.


RRB wall boxes are reversible when purchased with mirror image top and bottom knockouts. This allows the box to be installed so the door can swing left or right by simply reversing the box. These box designs come standard with 1-1/2" (38.1mm) and 2.0" (50.8mm) cable entry knockouts for bottom entry. In addition, top entry boxes come with cable entry knockouts for top entry "post-wire" cable installations.

The wall boxes have an adjustable multi-tap mounting plate to enhance splicing. Optional side-mount and front-mount 8-port and 16-port demarc plate kits are available and can be purchased with or without F-81 barrel splices.

### Features

- 10" depth box for special applications
- Self-locking cover with multiple security lock options
- Rugged, mill-galvanized steel construction with baked-on powder paint finish
- Available with closed-back or open-back chassis frame designs
- Top entry box design facilitates post wire applications.
- Open and closed-back boxes have rear and bottom cable entry knockouts
- Adjustable tap mounting plate
- Optional demarcation plate kits available with or without F81 barrel splices installed

# Closed-Back Rhino Wall Box



# Ordering Information

## 6 STEPS FOR ORDERING:

**RRB**    **XXXX**    **CX**    **FX**    **LX**    **B1**    **LXX**

### Rhino Reversible Wall Box

#### ❶ Select Wall Box Size

- 1212 - 12 x 12" (304.8 x 304.8mm)
- 1218 - 12 x 18" (304.8 x 457.2mm)
- 1618 - 16 x 18" (406.4 x 457.2mm)
- 1824 - 18 x 24" (457.2 x 609.6mm)
- 2424 - 24 x 24" (609.6 x 609.6mm)

#### ❷ Select Color

- C2 - Beige
- C5 - Grey

#### ❸ Select Chassis Frame

- F1 - Closed-Back Body Frame (Bottom Entry Only)
- F2 - Open-Back Body Frame (Bottom Entry Only)
- F3 - Closed-Back Top and Bottom Entry
- F4 - Open-Back Top and Bottom Entry

#### ❹ Select Cover Type

- L1 - High Security with two threaded pattern Locks (must match Self-Lock type)
- L2 - Standard w/o threaded pattern Locks (Holes are plugged)

#### ❺ Select Tap Mounting Plate

- B1 - Adjustable Tap Mounting Plate

#### ❻ Select Self-Lock Type

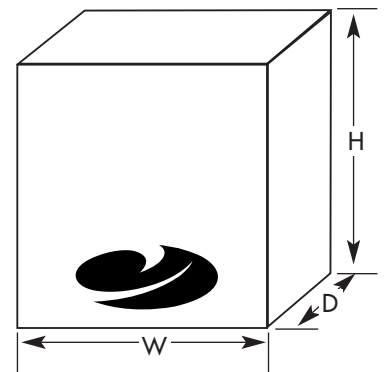
- L01 - Channell Brass Key Self-Lock (L2 Cover Only)
- LH1 - 7/16" Hex Self-Lock (L2 Cover Only)
- LU1 - 7/16" Steel Hex Lock (L2 Cover Only)
- LB1 - Channell Pattern Self-Lock
- LB3 - LB Self-lock + LB Threaded lock 2 ea.
- LC1 - Channell Pattern Self-Lock
- LC3 - LC Self-lock + LC Threaded lock 2 ea.
- LD1 - Channell Pattern Self-Lock
- LD3 - LD Self-lock + LD Threaded lock 2 ea.
- LE1 - Channell Pattern Self-Lock
- LE3 - LE Self-lock + LE Threaded lock 2 ea.
- LG1 - Channell Pattern Self-Lock
- LG3 - LG Self-lock + LG Threaded lock 2 ea.
- LQ1 - Channell Pattern Self-Lock
- LQ3 - LQ Self-lock + LQ Threaded lock 2 ea.
- LS1 - Channell Star Self-Lock
- LS3 - LS Self-lock + LS Threaded lock 2 ea.
- L40 - Herculock Padlock - Channell Keyway
- L00 - No Herculock Padlock

### Example: RRB1212C2F1L2B1L01


(RRB1212) 12" x 12" Box, (C2) Beige, (F1) Closed-Back Body Frame, (L2) Standard Cover without Threaded Pattern Locks, (B1) Adjustable Tap Mounting Plate, (L01) Channell Brass Key Self-Lock

## Specifications

Part Number	Width (W)	Height (H)	Depth (D)	Weight	Pallet Qty.
RRB1212	12" (304.8mm)	12" (304.8mm)	10" (254mm)	19 lbs (8.64 kg)	40
RRB1218	12" (304.8mm)	18" (457.2mm)	10" (254mm)	25 lbs (11.36 kg)	30
RRB1618	16" (406.4mm)	18" (457.2mm)	10" (254mm)	31 lbs (14.09 kg)	20
RRB1824	18" (457.2mm)	24" (609.6mm)	10" (254mm)	43 lbs (19.54 kg)	20
RRB2424	24" (609.6mm)	24" (609.6mm)	10" (254mm)	47 lbs (21.36 kg)	10




# Open-Back Rhino Wall Box



*Open-Back Rhino Wall Box*

# Features/Options



## Security




Self-Lock Self-Latching Cover Security Lock System



Self-Lock with Security Plate

### SLT Self-Lock Tools for Available Lock Heads

 <p>Note: SLT tools come with the designated security pattern on one end and a 7/16" hex head (LH1) on the other end.</p>	Lock Type	Tool Part Number	Carton Qty.
		LS1	SLTT2LS1
	LD1	SLTT2LD1	12
	LB1	SLTT2LB1	12
	LC1	SLTT2LC1	12
	LE1	SLTT2LE1	12
	LG1	SLTT2LG1	12



L01 Channell Self-Lock Brass Key, Part Number SLTSK

## RG Drop Wire Demarcation Plates



8-Port Demarc Plate (Loaded with F81 Barrel Splices)

16-Port Demarc Plate (Loaded with F81 Barrel Splices)

Part Number	Description
BRA03060815	8-Port Demarc Plate with F81 Barrel Splices Installed (Carton of 18)
BRA03060814	8-Port Demarc Plate Only (Carton of 18)
BRA03060922	16-Port Demarc Plate with F81 Barrel Splices Installed (Carton of 18)
BRA03060921	16-Port Demarc Plate Only (Carton of 18)



## CHANNELL

**USA:** Channell Commercial Corporation, Temecula, CA • Tel. 800.423.1863 • Fax. 951.296.2322

**CANADA:** Channell Canada, Inc. • Tel. 905.565.1700 • Fax. 905.565.8080

**EUROPE, MIDDLE EAST, AFRICA:** Channell Ltd., London, UK • Tel. 44.1689.871522 • Fax. 44.1689.833428

**AUSTRALIA, ASIA, PACIFIC RIM:** Channell Pty. Ltd., Sydney, Australia • Tel. 61.2.9738.8277 • Fax. 61.2.9738.9763

**WORLDWIDE HEADQUARTERS:** Channell Commercial Corporation • 951.719.2600 • 26040 Ynez Road • P.O. Box 9022 • Temecula, CA 92589-9022 USA

[www.channellcomm.com](http://www.channellcomm.com)