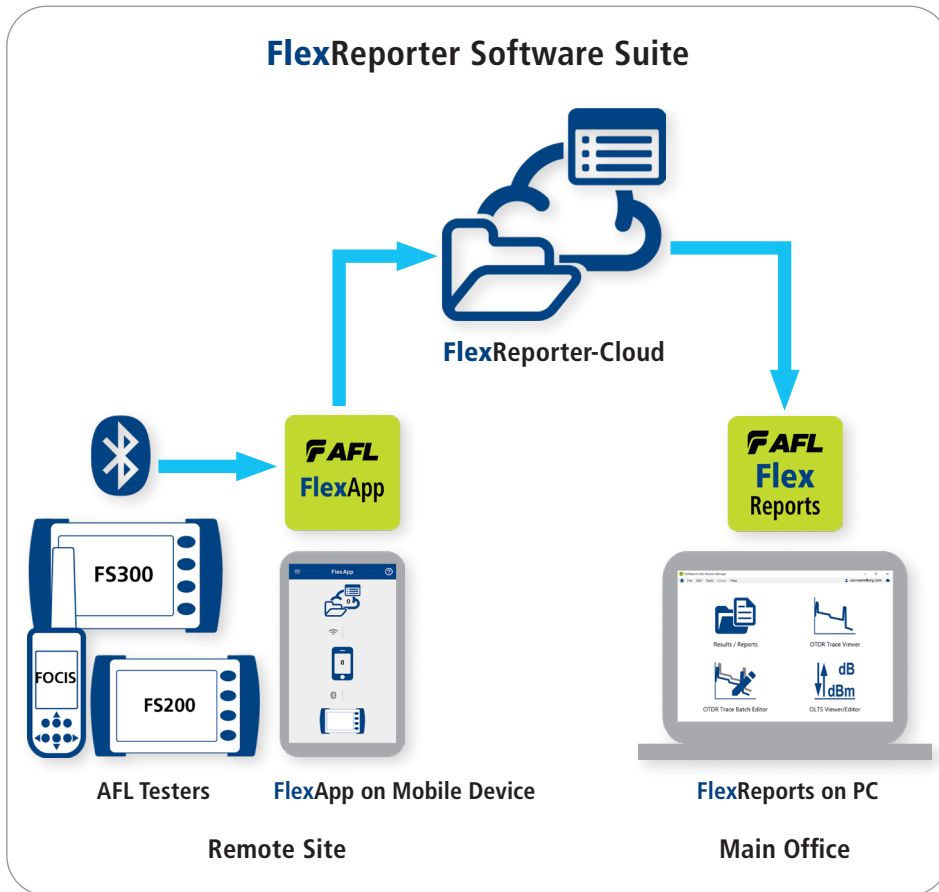


FlexReporter Software Suite

Comprehensive Cloud-based Analysis and Reporting Tools



Features

- Single software platform supporting AFL test and inspection instruments
- Wireless field upload of test data using the FlexApp Mobile App
- Results viewing, editing, and reporting using the FlexReports PC software
- Reports generation with 3-step configuration using revolutionary, fast cloud-based reporting
- Comprehensive OTDR, OLTS, and Inspection reporting capability
- Simple report navigation with hyperlinked test reports
- Report flexibility and customization with Report Wizard configurations

Applications

- Generate acceptance test reports and certify fiber results to Industry Standards
- Analyze OTDR traces with Bi-directional trace averaging and Macrobend/Microbend detection
- OTDR event correction
- Batch-edit OTDR test results to correct improper settings

FlexReporter software suite works with AFL Test and Inspection instruments to provide a simple-to-use, high performance cloud enabled reporting platform. FlexReporter combines FlexApp, a mobile App that wirelessly transfers test results to FlexReporter-Cloud from the field with FlexReports, a fast, comprehensive, 3-step PC software reporting solution. The FlexReporter software suite was developed to make the complicated task of reporting faster, simpler, and easy-to-use.

FlexReports for simple, ultra-fast report generation: FlexReports is a Windows®-compatible PC software that provides comprehensive test results analysis and reporting for AFL FlexScan OTDRs, FOCIS inspection systems, OLTS, and OPM products. It is available in both Basic and Advanced versions. FlexReports Basic software enables users to quickly view and analyze results. It allows users to generate simple single-fiber OTDR and OLTS reports and includes a 60-day Advanced trial that includes full reporting and OTDR Trace Batch Editing. FlexReports Advanced is a full featured reporting and post-processing solution for generation of professional acceptance reports using Industry Standards. It enables users to generate reports showing dual-wavelength traces and event tables, end-face image, event map and loss data for each fiber. Users can apply Pass/Fail thresholds to OTDR event, OLTS measurements, and create and apply application rules per Industry Standards. FlexReports OTDR Trace Batch Editor enables users to edit and analyze multiple trace files simultaneously.

FlexApp for wireless transfer of data: FlexApp is a mobile Android and iOS App that supports AFL's FlexScan® OTDRs and FOCIS connector inspection products (FOCIS Flex, FOCIS Lightning). FlexApp wirelessly transfers test results from any FlexScan OTDR or FOCIS inspection probe directly to FlexReporter-Cloud from the field for subsequent analysis, editing, and reports generation with FlexReports PC software.

FlexReporter Software Suite

User friendly interface makes reporting and reviewing results easy: OTDR, certification, inspection, and OPM test results are indicated by specific icons to simplify selection of test results to report and review.

Report performance, flexibility and customization: Features a fast and easy to configure cloud report service for large OTDR reports. Also Includes a highly configurable Report Wizard that enables users to generate personalized reports for customer’s job acceptance. Generated reports meet accepted industry documentation and feature customized cover pages with customer’s logos. Can create dedicated inspection, insertion loss and OTDR reports, as well as reports combining OTDR, power meter, and inspection results.

Industry Standard and user-defined reports: Test to Industry Standards (ISO/TIA/EN), Application Rules (IEEE/ ANSI), or create User Rules and User Application Rules. As new rules and applications develop, compare existing test results to the new rules, such as emerging Ethernet standards. Supports industry-standard 10GbE IEEE 802.3ae specification using pre-configured 10GbE application rules. Produces detailed 10GbE test report.

Include inspection images in reports: FlexReports software allow integration of fiber inspection images from the FOCIS family inspection products to be included in customized test reports. FlexReports supports Bellcore/Telcordia .SOR file formats.

Basic and Advanced Software Comparison

FLEXREPORTS FEATURES	BASIC LICENSE	ADVANCED LICENSE
OTDR Trace Viewer, OLTS Viewer/Editor	◆	◆
OTDR Trace analysis with Bidirectional and Macrobend analysis	◆	◆
OTDR Add/Delete events from the Trace Viewer	◆	◆
Single fiber reporting for OTDR and OLTS results	◆	◆
.SOR file to .CSV file export	◆	◆
60-Day Reporting and OTDR Trace Batch Editor license trial	◆	
Download of test results stored in the FlexReporter-Cloud		◆
Cloud Reports - 3-step reporting using new fast FlexReporter cloud report service		◆
Hyperlinked PDF test reports with clear Pass/Fail indicators		◆
PC Reports Wizard, compatible with TRM®		◆
Batch editing of OTDR .SOR files for renaming results, correcting Pass/Fail limits and launch cable settings		◆

Ordering Information

FlexReports Basic software is available as free download on AFL Software Resources website. FlexReports Basic includes a 60-day Advanced software trial. Once the evaluation period ends, users must upgrade to FlexReports Advanced software license to continue using FlexReports Advanced features.

DESCRIPTION	AFL NO.
FlexReports Advanced, one seat license on USB	RPTS-AD-USB-1
FLexReports Advanced, one seat, Upgrade from TRM® 3 Advanced on USB. Users must have TRM-3 Advanced license	RPTS-UP-TRM3-1
FlexReports Basic, available for download on AFL Software Resources website	FlexReports Basic
FlexApp data transfer mobile App, available on Google Play and Apple App Store	FlexApp

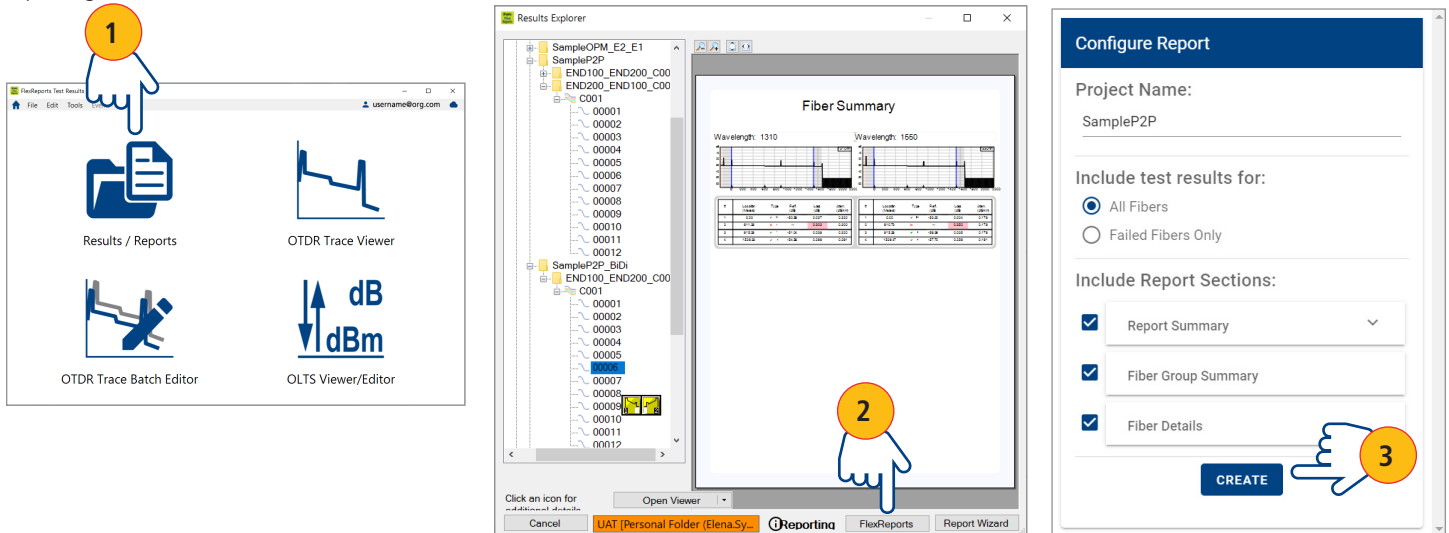
FlexReports Supported Languages

- English
- French
- German
- Italian
- Polish
- Portuguese
- Russian
- Spanish
- Turkish
- Chinese
- Japanese

FlexReporter Software Suite

Extremely Fast Reporting with FlexReports Functionality

FlexReports features simple 3-step configuration reporting option and uses FlexReporter-Cloud report service for large projects and fast reporting.

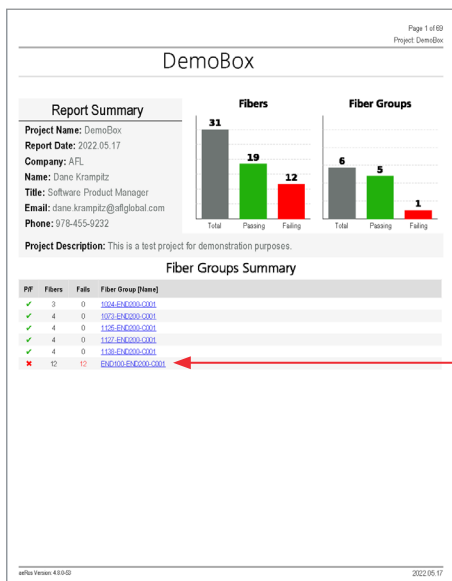


Simple Navigation with Hyperlinked Fiber Groups (Cables) and Fiber Numbers

Navigation in FlexReports is simple and easy with hyperlinked Fiber Groups and Fiber Numbers.

- Project Summary page - Displays summarized Report Summary, clear Pass/Fail Summary, and Fiber Groups Summary.
- Fiber Group /Cable page - Displays compact Fiber Group report with Link Metric.
- Fiber Details page - Displays detailed test results of a fiber with LinkMap® and Event Table.

Project Summary page



Fiber Group / Cable page

Fiber	PF	Length (m)	OTRD (dB)	Loss (dB)	AOD (dBm)	Loss (dB)	AOD (dBm)			
1	✗	2.14	1247	E1	0.589	57.53	4.723	1.757	55.11	14.081
2	✗	2.14	1247	E1	0.597	57.62	4.787	1.794	55.12	14.377
3	✗	2.14	1247	E1	0.580	57.54	4.721	1.683	55.13	14.554
4	✗	2.14	1247	E1	0.603	57.60	4.825	1.906	55.15	14.473
5	✗	2.14	1247	E1	0.597	57.56	4.787	1.627	55.16	14.642
6	✗	2.14	1247	E1	0.602	57.65	4.827	2.205	55.18	19.013
7	✗	2.14	1247	E1	0.609	57.69	4.869	1.669	55.19	14.400
8	✗	2.14	1247	E1	0.601	57.59	4.819	1.839	55.15	14.738
9	✗	2.14	1247	E1	0.599	57.54	4.803	2.262	55.18	19.009
10	✗	2.14	1247	E1	0.599	57.54	4.803	2.262	55.18	19.009
11	✗	2.14	1247	E1	0.604	57.52	4.843	1.895	55.17	15.106
12	✗	2.14	1248	E1	0.375	57.67	3.004	1.876	55.71	15.034

Fiber Details page

ID	PF	Length (m)	OTRD (dB)	1310 nm		1550 nm			
				Loss (dB)	AOD (dBm)	Loss (dB)	AOD (dBm)		
1	✓	0.0	0.001	-100.00	0.001	0.001	-100.00	0.001	
2	✗	100.9	0.50	-59.37	0.546	0.865	-57.34	0.911	
3	✗	116.6	0.000	-59.99	0.548	0.888	-59.99	1.801	
4	✗	124.7	E1	-15.244	-43.73	-14.695	6.963	-55.25	7.965

FlexReporter Software Suite

Powerful Batch Processing

Analysis

- Edit cables or groups of fibers in one batch session
- Modify event Pass/Fail thresholds: Loss, ORL, Link Loss, Link ORL
- Add, remove, or adjust Launch and Receive cables
- Adjust the location of the cursors

Documentation - Add and/or edit

- Trace File Names (Fiber Number, Cable ID, End 1, End 2, and Direction of test)
- Cable Information (Cable Type and GIR)
- Job Information (Company, Main Operator, Second Operator, and Comment)

Reporting

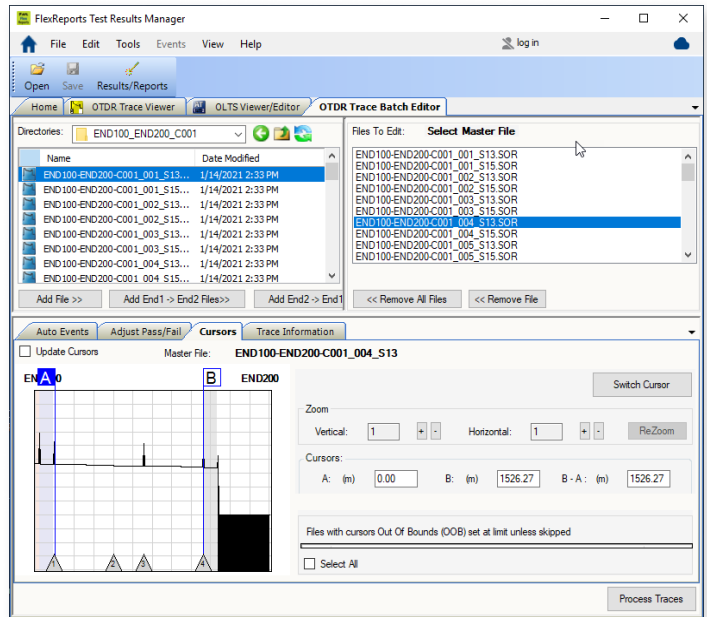
- Generate professional reports by applying edits to a group of fibers for consistency of information and uniformity of results

Create Professional Personalized Reports

Featuring the Report Wizard - a powerful tool for creating test reports, FlexReports allows users to generate personalized professional reports for customer's job acceptance.

Generated reports meet accepted industry documentation and can be personalized by customizing cover pages to include customer's logos.

Create dedicated inspection, insertion loss and OTDR reports, as well as reports combining OTDR, power meter and inspection results.



Contact Sales@AFLglobal.com to schedule a demonstration or learn how to buy.

Visit www.AFLglobal.com/Test to learn more about FlexReports.

International Sales and Service Contact Information available at www.AFLglobal.com/Test/Contacts