

MAXED OUT? MAXCELL.



MaxCell[®]
FABRIC
INNERDUCT

Conduit Maximization Solutions

WHAT IS MAXCELL

MaxCell® is revolutionizing the network construction industry with its flexible, multi-celled, fabric innerduct solution. The unique fabric construction allows MaxCell to conform to the shape of cables placed within, greatly reducing the wasted space associated with rigid innerduct. Today's network operators use MaxCell to increase installation speed, increase cable density and reduce overall project costs.



300% MORE CABLE

Traditional construction in a 4" conduit allows 3 cables to be placed. MaxCell triples the capacity, allowing up to 9 cables to be placed in the 4" conduit.



2X AS FAST

Actual Field Experience Report: Installers and Network Engineers can cut conduit installation time in half and increase cable installation speed.



CUTS TOTAL PROJECT COSTS

Independent surveys and field experience prove that MaxCell reduces material and labor costs by 50% and more.



INTRODUCING **MAXCELL EDGE**

The MaxCell Edge product line features a new fabric which may reduce pulling tension by up to 20% over previous MaxCell versions when installing cables. Its TELCO orange color makes for easy identification in your network.

MaxCell Edge Standard and Detectable products are available in multiple sizes and configurations for use in 1" to 4" conduit and available in 1, 2, 3-cell configurations (4-cell limited to specific products). Plenum and Riser versions of MaxCell are also available. Contact customer service for more information on your specific application.

FEATURES OF MAXCELL EDGE

- Solves cabling issues for conduits, allowing a range of cable sizes
- Protects cable jackets from "burn-through" and reduces pulling tensions on difficult installs
- Enables overlay of cables in occupied conduits
- Reduces or eliminates number of conduits required in new construction
- Melting point of 419°F (almost twice that of HDPE)
- Resistant to ground chemicals and petroleum products
- Constructed of PET multifilament and Nylon 6 monofilament yarns
- Pre-lubed for lower friction during MaxCell and cable installation. Additional lubrication is recommended to further decrease friction during cable installation.
- Manufactured in the U.S.A.

MAXCELL EDGE 2.00" TO 4.00"

*Contact customer service to review alternate pull tape/rope options.

PRODUCT #	MIN CONDUIT ID	CELLS	REPLACES	MAX CABLE DIAMETER PER CELL	TYPICAL PULL LENGTH	MAX PULL LENGTH	PULLING OPTION IN EACH CELL*
MXE8638: 4.00"							
MXE86383	4.00"	3 Cell	MXC4003	1.50"	1250'	2000'	1250LB Pull Tape
MXE6428: 3.00"							
MXE64283	3.00"	3 Cell	MXC3456	1.05"	1250'	2000'	1250LB Pull Tape
MXE5222: 2.00"							
MXE52221	2.00"	1 Cell	MXC2001	.85"	800'	1500'	1250LB Pull Tape
MXE52222	2.00"	2 Cell	MXC2002	.85"	800'	1500'	1250LB Pull Tape
MXE52223	2.00"	3 Cell	MXC2003	.85"	800'	1500'	1250LB Pull Tape
MXE52224	2.00"	4 Cell	N/A	.85"	800'	1500'	1250LB Pull Tape

MAXCELL EDGE 1.10" TO 1.75"

PRODUCT #	MIN CONDUIT ID	CELLS	REPLACES	MAX CABLE DIAMETER PER CELL	TYPICAL PULL LENGTH	MAX PULL LENGTH	PULLING OPTION IN EACH CELL
MXE2810: 1.10"							
MXE28101	1.10"	1 Cell	N/A	.40"	800'	1500'	600LB Vis™ Glide Rope
MXE28102	1.10"	2 Cell	N/A	.40"	800'	1500'	600LB Vis™ Glide Rope
MXE28103	1.10"	3 Cell	N/A	.40"	800'	1500'	600LB Vis™ Glide Rope
MXE3212: 1.25"							
MXE32121	1.25"	1 Cell	MXCM3301	.45"	800'	1500'	1250LB Vis™ Glide Rope
MXE32122	1.25"	2 Cell	MXCM3302	.45"	800'	1500'	1250LB Vis™ Glide Rope
MXE32123	1.25"	3 Cell	MXCM3303	.45"	800'	1500'	1250LB Vis™ Glide Rope
MXE3614: 1.50"							
MXE36141	1.50"	1 Cell	N/A	.55"	800'	1500'	1250LB Vis™ Glide Rope
MXE36142	1.50"	2 Cell	N/A	.55"	800'	1500'	1250LB Vis™ Glide Rope
MXE36143	1.50"	3 Cell	N/A	.55"	800'	1500'	1250LB Vis™ Glide Rope
MXE4418: 1.75"							
MXE44181	1.75"	1 Cell	N/A	.70"	800'	1500'	1250LB Vis™ Glide Rope
MXE44182	1.75"	2 Cell	N/A	.70"	800'	1500'	1250LB Vis™ Glide Rope
MXE44183	1.75"	3 Cell	N/A	.70"	800'	1500'	1250LB Vis™ Glide Rope
MXE44184	1.75"	4 Cell	N/A	.70"	800'	1500'	1250LB Vis™ Glide Rope

HOW DO MAXCELL PART NUMBERS WORK?

MX**E****86****38****3****BK****1000**

MX:	Standard prefix to identify the product as a MaxCell item
E:	Product Line Code: E-Edge; ED-Edge Detectable
86:	Product Width (Millimeters)
38:	Maximum Outside Diameter of Cable (Millimeters)
3:	Number of Cells
BK:	Thread Identification Color (Varies Per Product): BK-Black; BL-Blue; GR-Green; RD-Red; YL-Yellow
1000:	Standard Length (Feet)**: 250 ft; 500 ft; 1,000 ft; 2,650 ft; 5,300 ft; 10,000 ft

** Contact customer service regarding custom lengths of MaxCell (available in 5' increments).

Reel sizes may vary. Contact customer service for plenum and riser part numbers.





ADDITIONAL MAXCELL PRODUCTS

Contact customer service to identify the appropriate tools and accessories for your specific application.

MaxCell Installation Kits

Provides a cost effective, reusable, and efficient means for MaxCell installations

MaxLube

Cable-pulling lubricant that provides the fastest pull possible

MaxBag

Self-inflating sealing bag that seals between underground cable conduit and cables

Termination Bag

Reusable sealing bag inflated via durable metal tire valve


Override Paddles

Compresses cables to the bottom of the conduit providing space for placement of MaxCell




Conduit Maximization Solutions


MaxSpace® is a no-dig conduit space recovery solution designed to safely remove rigid innerduct from around active fiber cables with little to no load on the cable and no interruption of service. Use that new space to load your pathways with MaxCell and provide room for cables you need now and in the future!

 info@maxcell.us

 1.888.387.3828

 www.maxcell.us

 MaxCell Innerduct
600 Plum Creek Drive
Wadsworth OH 44281



WWW.MAXCELL.US | 888.387.3828